


8-ID


ISS

Science program at ISS

High-flux,
high energy
resolution
beamline




Back spherical
analyzer and
von Hamos
high energy
resolution
spectrometers



Sample
environments for
heterogeneous
and electro-
catalysis and
materials growth



Cryostats and
jet sample
delivery for
ultrasensitive
samples



...and more

High pressure gas delivery
Large sample stage
32-element Fluorescence detector

7-BM


QAS

Science program at QAS


Combined X-ray
absorption and
diffraction




Portable gas cart and reactors for catalysis/material
synthesis



RT-1500°C




Combined transmission
XAS/DRIFTS



For electrochemical research



Potentiostat



New capabilities under
development


- Combined fluorescence XAS/DRIFTS
- New gas handling system is under design for catalysis experiments
- PandAbox for fast flyscanning

6-BM

BMM

Science program at BMM


High throughput glancing angle stage for thin films and surface studies.



Cryostats



He compression
10K – 400K



Liquid N2
80K – 850K

Radiological and transuranic science



6-channel
BioLogic
Potentiostat




New capabilities under development

- Electron yield
- FASST-CAT
- Resonant reflectivity
- Multi-modal, multi-beamline

8-BM TES

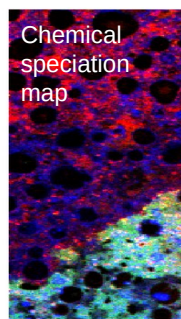
Science program at TES

Oxygen and moisture free atmosphere for sample transfer to high-throughput XAS endstation

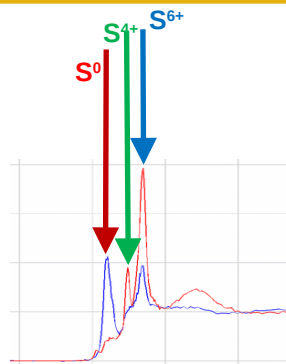


- Operando measurements
- up to 600°C
 - Flow of gases/liquids
 - Mass spec


Microfocused beam for 2D XRF/XANES imaging (2 μm beam size)



200 μm



2 channel biologic



Electrochemical cell

New capabilities under development:

- X-ray Emission Spectrometer
- High-pressure in situ environment
- Raman spectrometer for multimodal exp.